

TIH2023 A handy guide to Round 1 Deliverables with screenshots

Included:

Part 1: How to submit in BrightIdea (IMPORTANT: read all 14 steps)

Part 2: How to send us your Team photo

Round 1 – Elevator Pitch

Please submit by EOD October 23, 2023 [11:59 PM AEDT]

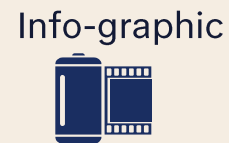



Accepted Submission Format

Preferred Mode



Optional Mode



Submit the file in this section of form

Attachments (optional)

Drag And Drop - [Browse your computer](#)
500 MB file limit - Private File(s)

- Submission of the vision of the idea. This is your initial concept/approach note on how would your team tackle the current problem statement.
- Submission to be 1-2 min video with supporting documents optional
- You will be developing this concept continuously with your team throughout the Hackathon.

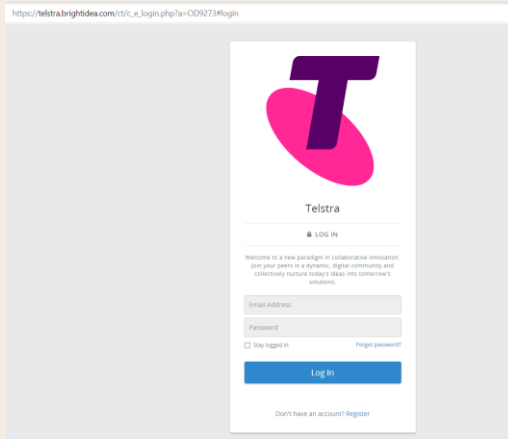
Note:

- Submissions done via online portal will be considered.
- All submission size should not exceed 10 MB
- All videos can be saved to a cloud account and the link for the video shared to reduce the submission size
- Gaddie Pitch builder template and Lean Canvas template provided to support you in getting your key messages across

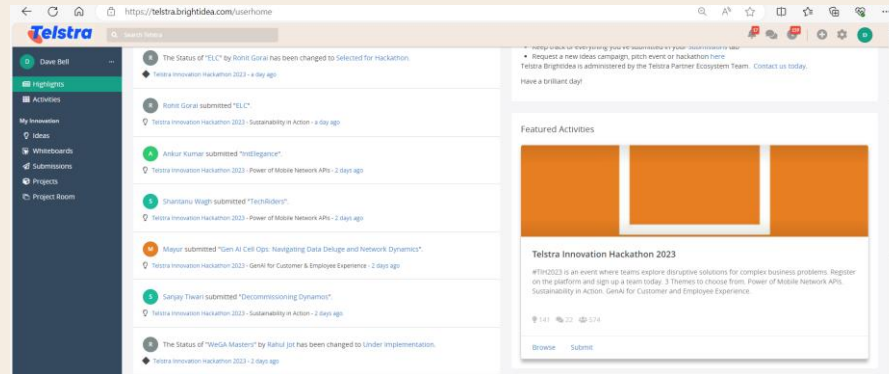
How to Submit in BrightIdea – Form a team (by Oct 16-18)



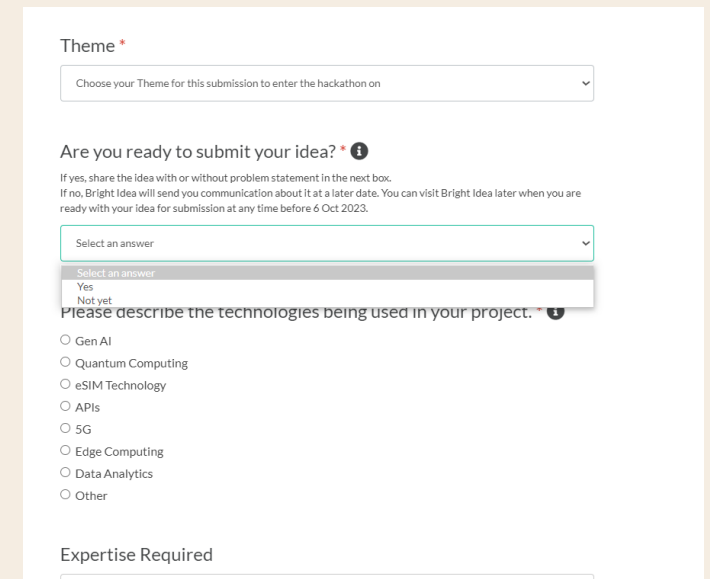
1. Register: Log in or create a new user, then log in



2. Click Telstra Innovation Hackathon 2023 tile on user home page



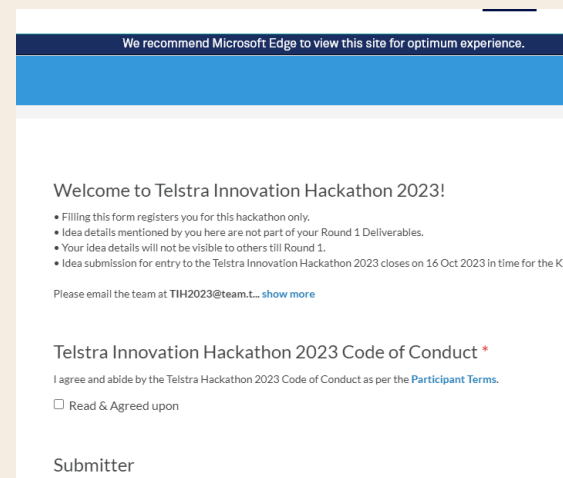
5. If you are ready to submit R1, click 'Yes'; if not, click 'Not yet'.



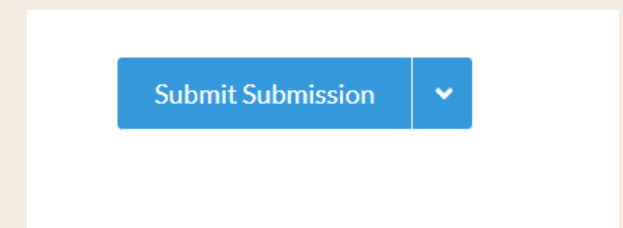
3. Click Sign Up



4. Fill out the sign up form as an individual or add team members

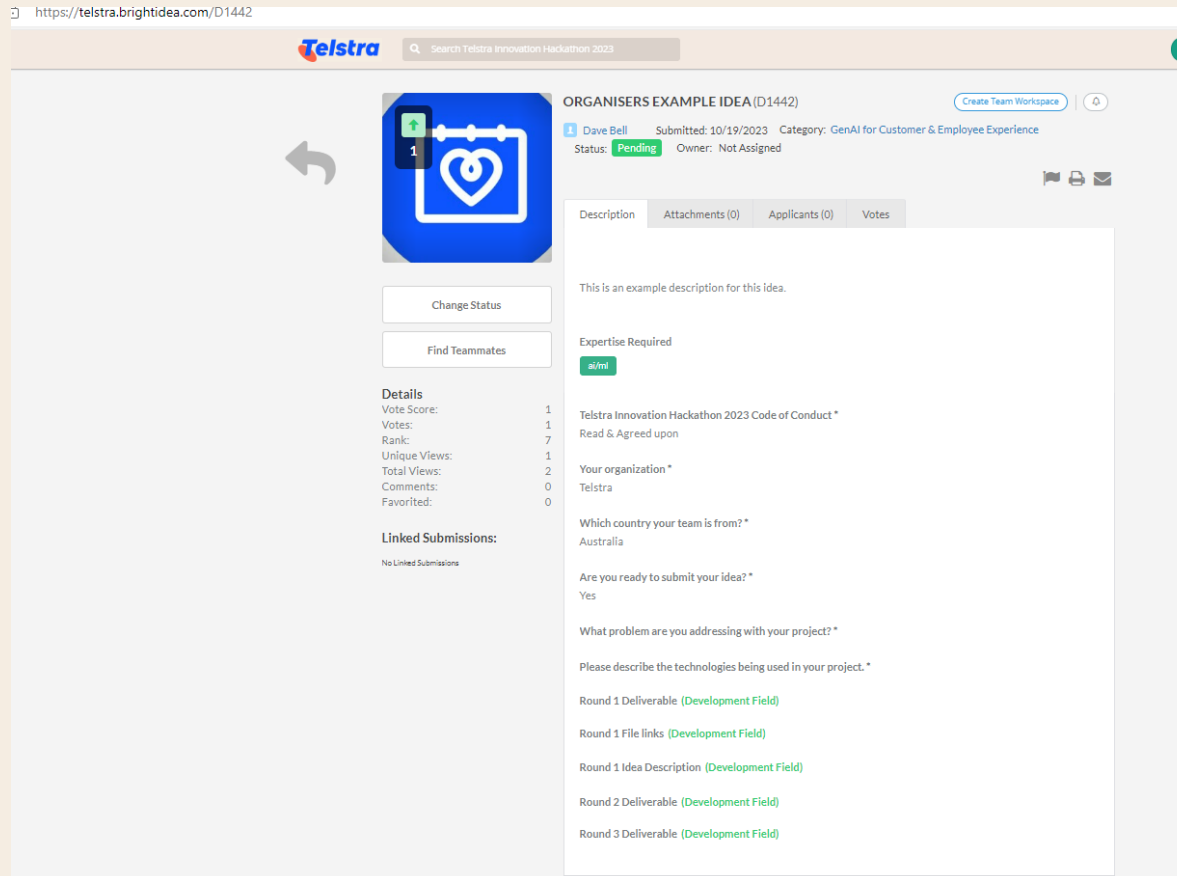


6. Click 'Submit Submission' to save the team



How to Submit in BrightIdea – Indicate you are Ready

7. Go back into your team card and click ‘Yes’ to ‘Are you ready to submit your idea’



https://telstra.brightidea.com/D1442

ORGANISERS EXAMPLE IDEA (D1442)

Submitted: 10/19/2023 Category: GenAI for Customer & Employee Experience
Status: Pending Owner: Not Assigned

Change Status

Find Teammates

Details

Vote Score:	1
Votes:	1
Rank:	7
Unique Views:	1
Total Views:	2
Comments:	0
Favorited:	0

Linked Submissions:

No Linked Submissions

Description: This is an example description for this idea.

Attachments (0) Applicants (0) Votes

Expertise Required: eSIM

Telstra Innovation Hackathon 2023 Code of Conduct *
Read & Agreed upon

Your organization *
Telstra

Which country your team is from? *
Australia

Are you ready to submit your idea? *
Yes

What problem are you addressing with your project? *

Please describe the technologies being used in your project. *

Round 1 Deliverable (Development Field)

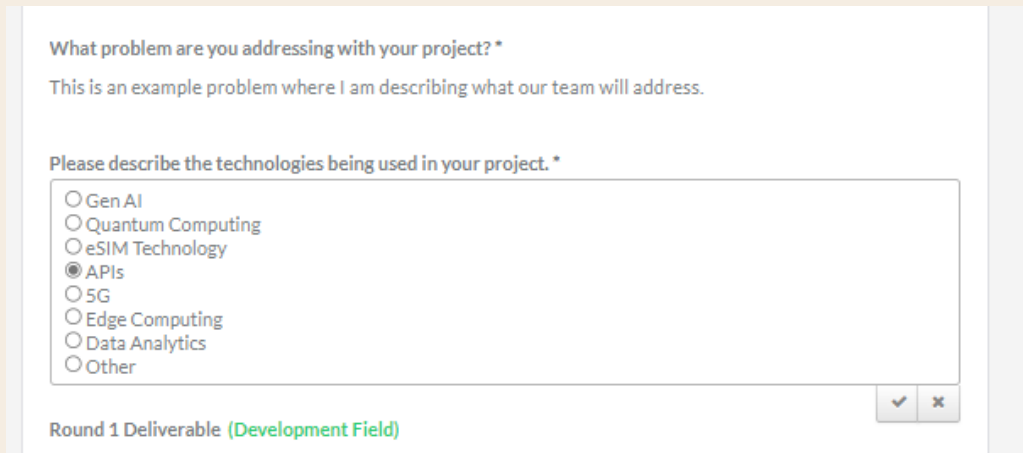
Round 1 File links (Development Field)

Round 1 Idea Description (Development Field)

Round 2 Deliverable (Development Field)

Round 3 Deliverable (Development Field)

8. Fill out the additional fields that pop up (see example). Save it.



What problem are you addressing with your project? *

This is an example problem where I am describing what our team will address.

Please describe the technologies being used in your project. *

- Gen AI
- Quantum Computing
- eSIM Technology
- APIs
- 5G
- Edge Computing
- Data Analytics
- Other

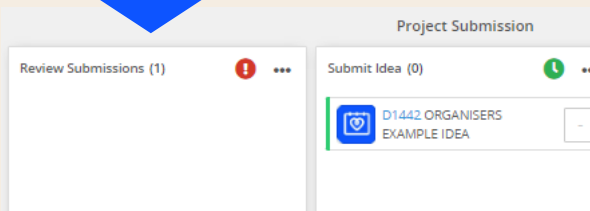
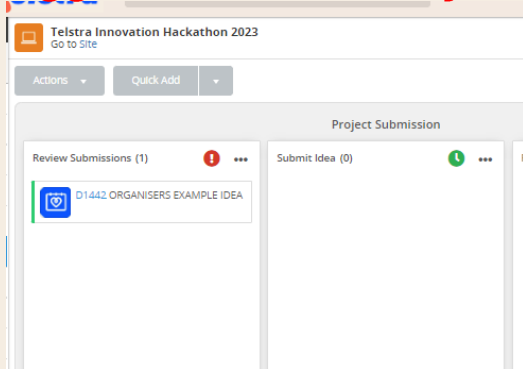
Round 1 Deliverable (Development Field)

IMPORTANT – Wait until the Org Team advances your team in the back end – this may take 24 hrs. If time critical to your team, email us on TIH2023@team.telstra.com requesting priority advancement.

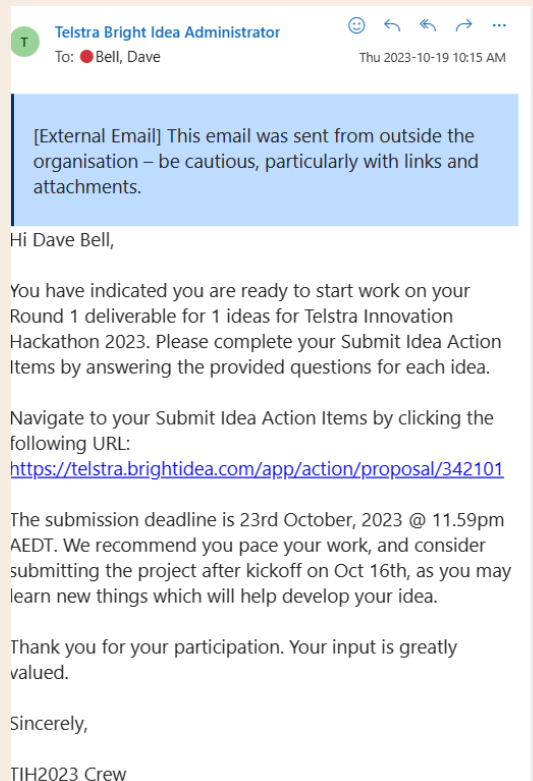
How to Submit in BrightIdea – Completing your submission



9. In the back end, our org crew will see your idea like this. We will then ‘move’ the idea to ‘Submit Idea’ step, which will trigger new fields for you.



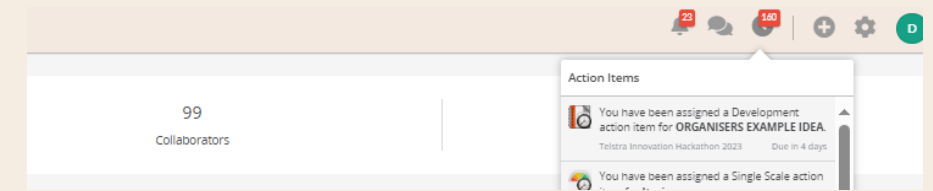
10. You should then receive an email with the link to update your idea and complete submission. R1 submission fields are on a different page to the original submission. Click the link.



11. You can also navigate to the below link.

<https://telstra.brightidea.com/userhome>

12. In top right of user home page, click the ‘timer’ icon. Click ‘You have been assigned a Development action item.’



13. Or, go directly to this link to open up your action items, and click on the idea

<https://telstra.brightidea.com/app/action>

Title	Due Date	Pipeline	Step	Date Assigned	Type	Assigner
ORGANISERS EXAMPLE IDEA	10/23/2023	Telstra Innovation Hackathon 2023	Submit Idea	10/19/2023	Development	Dave Bell

How to Submit in BrightIdea – Completing your submission



- 14. Fill out the additional fields: Round 1 Idea Description, Round 1 File Links and Round 1 Deliverable
- 15. Click 'Mark complete'

DONE!

The screenshot shows the 'Development' section of the BrightIdea submission form. The form is titled 'ORGANISERS EXAMPLE IDEA (D1442)' and is submitted by 'Dave Bell' on '10/19/2023'. The status is 'Pending'. The form is divided into two main sections: 'Description' and 'Development'. The 'Description' section contains several fields: 'Expertise Required', 'Telstra Innovation Hackathon 2023 Code of Conduct *', 'Your organization *', 'Which country your team is from? *', 'Are you ready to submit your idea? *', 'What problem are you addressing with your project? *', 'Please describe the technologies being used in your project. *', and 'Round 1 Deliverable (Development Field)'. The 'Development' section contains three fields: 'Round 1 Deliverable *', 'Round 1 File links', and 'Round 1 Idea Description *'. The 'Round 1 Deliverable *' field has a 'Choose File' button and a 'No file chosen' message. The 'Round 1 File links' field has a text area for entering links. The 'Round 1 Idea Description *' field has a text area for describing the idea. At the bottom of the 'Development' section, there are 'Save' and 'Mark Complete' buttons.

How to submit your team photo (optional)



Send us your fav image of your hackathon team by Oct 23 & stand a chance to win an Amazon gift cards worth \$250 AUD

Rules:

- Enter in 1 of 2 ways:
 - Email your entry to TIH2023@team.telstra.com
 - Reply to the discord challenge thread with tag 'competition entry'
- Be registered and in a team for the hackathon on the BrightIdea platform, by quoting URL of your team card
- Share an image representing your team, be it having fun with your teammates, hacking away at a solution, desk pics or similar



Good luck!!!